


Metal Clad Economy Resistors

IRB60, 80, 120 metal clad, wire wound resistors are ideal for applications that require 60W~120W or less and are on a budget. These models come in a durable metal case and have flying leads.



Wire Wound Resistors

Current Sensing Resistors

Precision Resistors

Power Film Resistors

High Voltage Resistors

Bulk Ceramic Resistors

Heaters

GENERAL SPECIFICATIONS

Model	Power Rating	Resistance Range[Ω]		Resistance Tolerance [%]
		Inductive	Non-Inductive	
IRB 60	60W	0.1 ~ 270	0.1 ~ 56	G [±2] H [±3] J [±5] K [±10]
IRB 80	80W	0.1 ~ 910	0.1 ~ 110	
IRB 120	120W	0.1 ~ 1.3K	0.1 ~ 300	

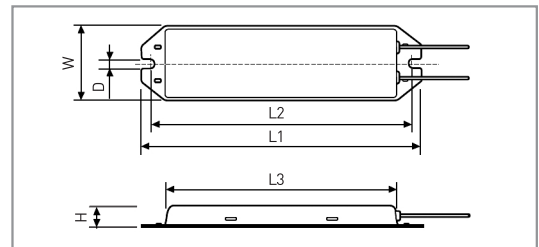
CHARACTERISTICS

Values in [] mean change in Ω after test

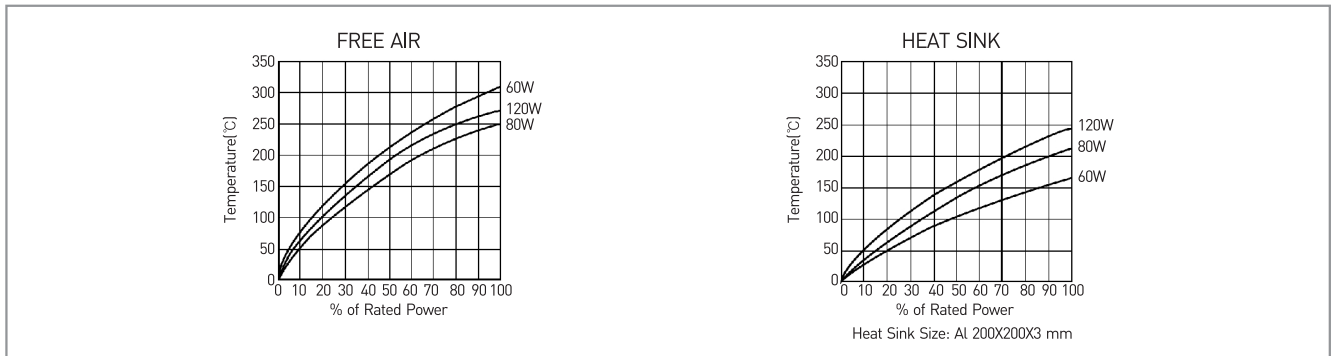
Temperature Range				-55°C ~ +200°C
Insulation Resistance				20MΩ minimum
Dielectric Withstanding Voltage	Available options: AC1500V, 3500V, 4500V, 5400V for 1min.; Max. leakage current: 2mA			
Temperature Coefficient				±260ppm/°C maximum
Short time Overload	±[2%+0.05Ω]	60W: 5×Power rating, 80W, 120W: 10×Power rating 5 seconds		
Moisture Resistance	±[3%+0.05Ω]	40°C, 95% RH, DC100V case to terminal, 500 hours		
Thermal Shock	±[2%+0.05Ω]	Power rating 30 minutes, -25°C, 15 minutes		
Vibration	±[1%+0.05Ω]	10Hz~55Hz~10Hz (1 minute), 2 hours each direction		
Moisture Load Life	±[3%+0.05Ω]	40°C, 95% RH, 0.1 x Power rating 1.5 hours on, 30 minutes off, 500 hours		
Load Life	±[5%+0.05Ω]	Power rating 1.5 hours on, 30 minutes off, 500 hours		

DIMENSIONS [mm]

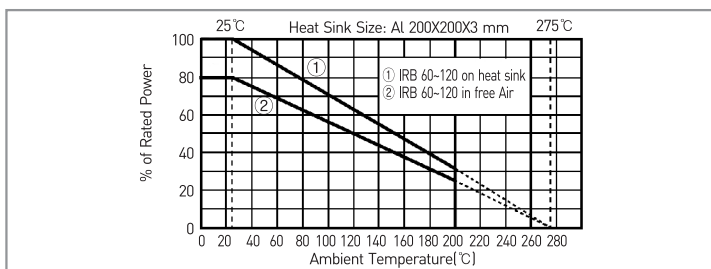
Model	Dimensions [mm]					
	L1	L2	D	W	L3	H
IRB 60	100±1.5	90±1	5±0.5	32.3±0.5	75±1	12.3±1
IRB 80	150±2	140±2	4.2±0.5	34±1	130±2	20±1
IRB 120	182±1.5	170±1	5±0.5	44±1	150±1	13±1



SURFACE TEMPERATURE INCREASE CURVES



DERATING CURVES



ORDERING PROCEDURE EXAMPLE

