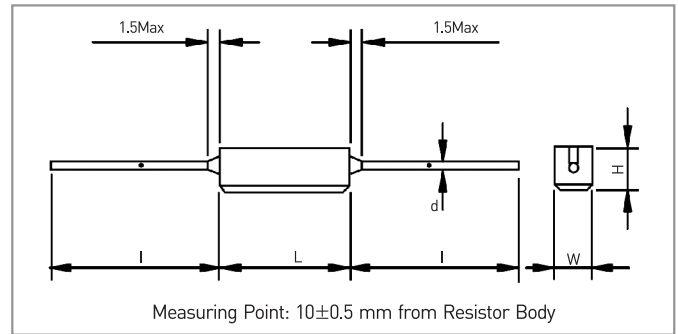



Metal Plate Shunt Resistors (Axial Type)



GENERAL SPECIFICATIONS AND DIMENSIONS [mm]

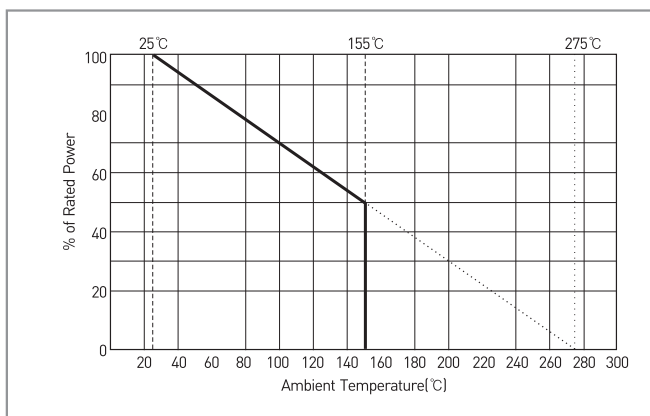
Model	Power Rating	Resistance Range	Maximum Current	Dimensions[mm]				
				L±1	W±1	H±1	I±Min.	d±0.02
MPR 1A	1W	0.005 ~ 0.03Ω	5A	13.0	6.5	7.0	35	0.8
MPR 2A	2W	0.005 ~ 0.05Ω	10A	18.0	6.5	7.0	35	0.8
MPR 3A	3W	0.005 ~ 0.10Ω	10A	22.5	8.0	8.5	35	0.8
MPR 5A	5W	0.005 ~ 0.10Ω	10A	21.5	9.5	9.5	35	0.8
MPR 7A	7W	0.01 ~ 0.120Ω	20A	34.5	9.5	9.5	35	0.8
MPR 10A	10W	0.01 ~ 0.300Ω	20A	48.5	9.5	9.5	35	1.0
MPR 15A	15W	0.01 ~ 0.300Ω	20A	48.5	12.5	12.5	35	1.0
MPR 20A	20W	0.01 ~ 0.400Ω	20A	62.5	12.5	12.5	35	1.0

CHARACTERISTICS

Values in [] mean change in Ω after test

Temperature Range	-25°C ~ +155°C	
Insulation Resistance	DC 500V, 20MΩ minimum	
Dielectric Withstanding Strength	AC 1500V for 1minute; Maximum leakage current: 2mA	
Short Time Overload	±[2%+0.05Ω]	1W-3W: 5×Power rating 5seconds, 5W-20W: 10×Power rating 5seconds
Load Life	±[5%+0.05Ω]	Power rating 1.5 hours on, 30minutes off, 500 hours
Thermal Shock	±[2%+0.05Ω]	Power rating 30minutes, -40°C, 15minutes
Temperature Coefficient	±260 ppm/°C maximum	
Terminal Strength	4.5kgf	
Solderability	75% coverage minimum	230°C, 3 seconds

DERATING CURVE



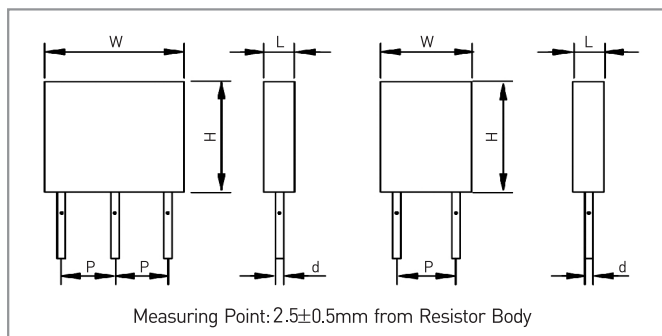

ORDERING PROCEDURE EXAMPLE

MPR 1A
 1W
 0.03Ω
 J

↓ ↓ ↓ ↓
Model # **Wattage** **Resistance** **Tolerance**

If you require more detailed technical information, then please contact the RARA design team using the contact information at the bottom of every page.

Metal Plate Shunt Resistors (Radial Type)



GENERAL SPECIFICATIONS AND DIMENSIONS [mm]

Model	Power Rating	Standard Resistance Range	Maximum Current	Dimensions[mm]				
				L±0.5	W±1	H±1	P±0.5	d±0.02
MPR 3R	3W	0.1Ω, 0.12Ω, 0.15Ω,	5.5A	5	14	13.5	10	0.8
MPR 5RS	5W	0.18Ω, 0.2Ω, 0.22Ω	7A	5	14	18	10	0.8
MPR 5RL	5W	0.33Ω, 0.47Ω	7A	5	26	13.5	20	0.8
MPR 33RS	3W+3W		7A+7A	5	26	13.5	10	0.8
MPR 33RL	3W+3W	0.1Ω, 0.15Ω, 0.22Ω,	7A+7A	8	26	13.5	10	0.8
MPR 55RS	5W+5W	0.27Ω, 0.33Ω,	7.5A+7.5A	5	26	18	10	0.8
MPR 55RL	7W+7W	0.39Ω	7.5A+7.5A	8	26	18	10	0.8

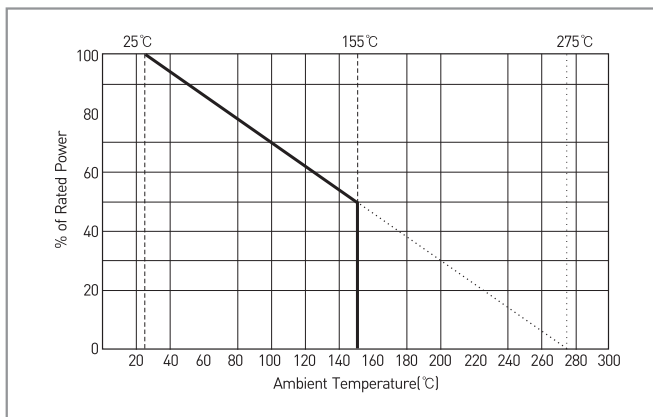
*0.01Ω~0.08Ω resistance value are available

CHARACTERISTICS

Values in [] mean change in Ω after test

Temperature Range	-25°C ~ +155°C	
Insulation Resistance	DC 500V, 20MΩ minimum	
Dielectric Withstanding voltage	AC 1500V for 1minute; Maximum leakage current: 2mA	
Short Time Overload	±[2%+0.05Ω]	3W: 5 × Power rating 5seconds, 5W-20W: 10×Power rating 5seconds
Load Life	±[5%+0.05Ω]	Power rating 1.5hours on, 30minutes off, 500 hours
Thermal Shock	±[2%+0.05Ω]	Power rating 30minutes, -40°C, 15minutes
Temperature Coefficient	±260 ppm/°C maximum	
Terminal Strength	1kgf	
Solderability	75% coverage minutes	230°C, 3 seconds

DERATING CURVE



ORDERING PROCEDURE EXAMPLE

