

URH Series

Metal Clad Wire Wound Resistors

- Aluminum housed
- Standard or Non-Inductive winding
- Cement molding
- 100% RoHS compliant
- Mounts on chassis to utilize heat sink effect
- High stability at conventional power ratings

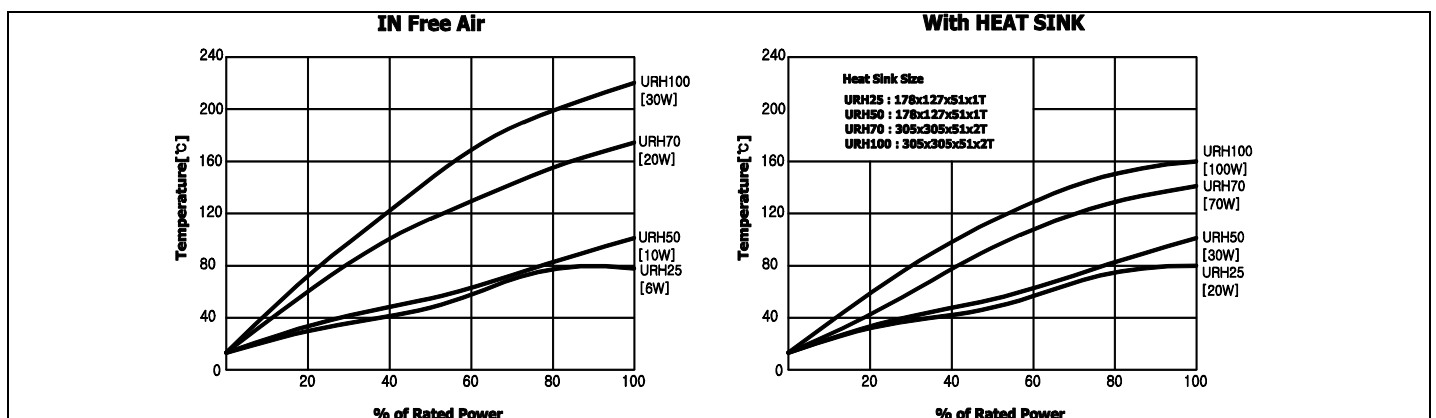
GENERAL SPECIFICATIONS

Model	Standard Type	Power Rating		Resistance Range		Temperature Coefficient				Resistance Tolerance [%]
		With Heat sink	In Free Air	Inductive	Non Inductive	Measuring Temp ; -55°C, 25°C, 250°C				
						±200 [ppm/°C]	±100 [ppm/°C]	±50 [ppm/°C]	±30 [ppm/°C]	
URH25	Terminal	20 W	8 W	0.27Ω~ 25kΩ	0.1~ 10kΩ	0.027Ω~ 0.09Ω	0.1Ω~ 0.976Ω	1Ω~ 19.6Ω	20Ω~	F[±1] G[±2] J[±5]
URH50	Terminal	30 W 50 W	10 W	0.68Ω~ 50kΩ	0.2Ω~ 20kΩ	0.68Ω~ 0.09Ω	0.1Ω~ 0.976	1Ω~ 19.6Ω	20Ω~	
URH70	Wire	70 W	20 W	1.36Ω~ 50kΩ	0.2Ω~ 20kΩ	±260 ppm/°C				
URH100	Wire	100 W	30 W	1.6Ω~ 50kΩ	0.3Ω~ 20kΩ	±260 ppm/°C				

CHARACTERISTICS

Test	Resistance value	Test Method
Temperature Range		-55°C ~ +125°C
Insulation Resistance		20MΩ Minimum
Dielectric Withstanding Voltage	±0.2%+0.05Ω	AC1500V for 1minute; Max. leakage current 2mA
Short Time Overload	±0.5+0.05Ω	5 x Power rating 5 seconds
Load Life	~30W±[1%+0.05]Ω 50W~±[3%+0.05]Ω	Power rating 1.5 hours 30 minutes off 1000 hours
Thermal Shock	±[0.5%+0.05]Ω	Power rating 30minutes , -55°C 15~30minutes

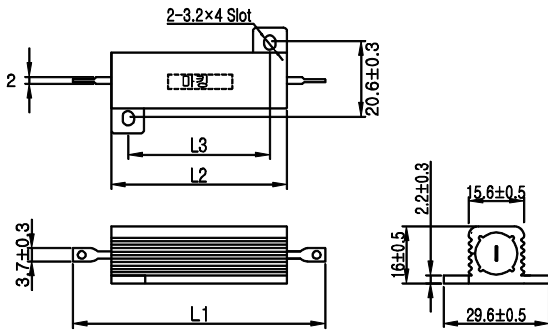
SURFACE TEMPERATURE INCREASE VERSUS POWER LOAD



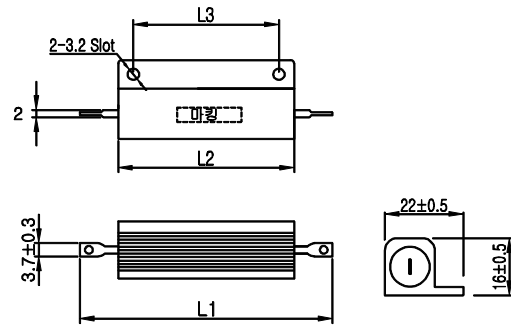
DIMENSIONS

Unit : mm

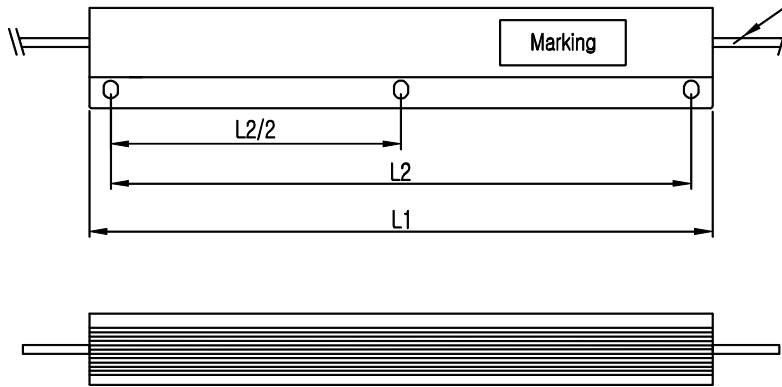
URH25 / 50 (A Type)



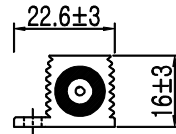
URH25 / 50 (B Type)



URH70 / 100



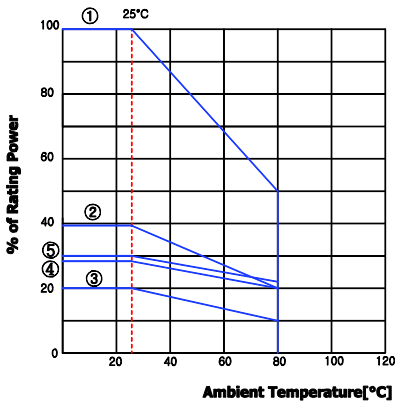
Standard Wire : UL1330 AWG18
 Standard Wire Length : 300mm±10



Model	Dimensions (mm)			Weight(g)
	L1	L2	L3	
URH25	59.4 ± 1.5	27.1 ± 0.5	18.3 ± 0.3	16.5
URH50	80.8 ± 1.5	49.3 ± 0.5	39.7 ± 0.3	35
URH70	116 ± 2	65 ± 0.5	Non	75
URH100	140 ± 2	130 ± 0.5		120

* RH70 Model has 2 mounting hole

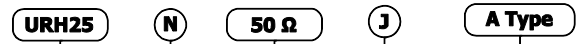
DERATING CURVE



- ① URH Series with HeatSink
 -> (At 25°C 100% / At 80°C 50%)
- ② URH25 Free Air
 -> (At 25°C 6W / 80°C 3W)
- ③ URH50 Free Air
 -> (At 25°C 10W / 80°C 5W)
- ④ URH70 Free Air
 -> (At 25°C 20W / 80°C 15W)
- ⑤ URH100 Free Air
 -> (At 25°C 30W / 80°C 22.5W)

ORDERING PROCEDURE EXAMPLE

URH25 / 50 : Terminal model



Model # For non-inductive Resistance Tolerance Mounting Hole type

URH70 / 100 : Wire Mole



Model # For non-inductive Resistance Tolerance wire Length(mm)