




8G16, 8G24 PRECISION WIRE WOUND RESISTORS



These are high precision wire wound resistors, providing excellent stability over temperature and time. They use balanced multiple n , low reactance windings employing an exclusive 'air cushion' technique, providing virtually stress free elements. They are ' non inductively' wound with the direction of winding reversed at the half turns point. They are suitable for most analogue precision circuits, e.g, gain setting, bridge balancing, voltage dividing, referencing.

GENERAL SPECIFICATIONS

Model	Power rating [W]	Max. Voltage [V]	Resistance Range [Ω]		Tolerance [25C]
			standard	non-standard	
8G16	0.33 (+85C)	Up to 250VDC Root(PR) peak	1 Ω to 1M Ω	1 Ω to 1.1M Ω	+ -0.005%
8G24	0.25 (+110C)		8G16 < 700K Ω ; 8G24 > 700K Ω		+ -0.01% + -0.1%

CHARACTERISTICS

Values in [] mean change in ohmic value after test

Temp. Coefficient	+ -3ppm/C typical over 0C to +85C , + -5ppm/C max. over -55C to +125C
No Load Stability	+ -25ppm/10,000 hrs, + -35ppm/26,000 hrs. (over full temperature range:-55C to+125C)
Full Load Stability	+ -35ppm/10,000 hrs, + -50ppm/26,000 hrs.
Thermal EMF	<0.4uV/C typical.
Noise	Essentially non-measurable
Encapsulation	Molded epoxy
Leads	22 AWG tinned copper

STANDARD VALUES

Note:

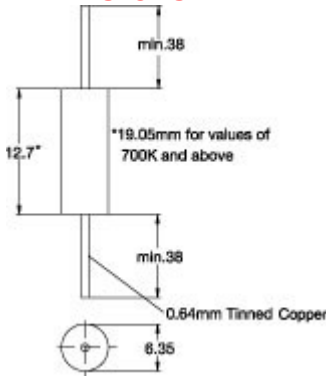
-* means 0.1% tolerance only

-** means 0.01% tolerance only

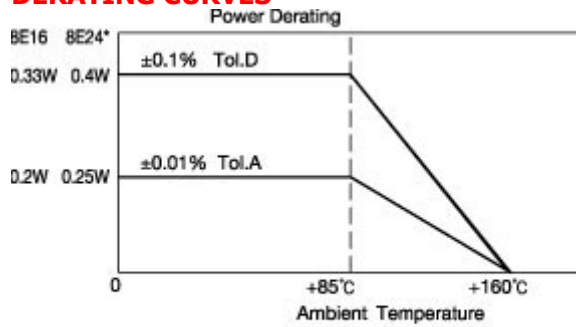
-Any non-listed value from 1 Ω to 1.1M Ω available to order

1 Ω , 2 Ω 5 Ω 10 Ω 20 Ω 30 Ω 40 Ω 50 Ω 60 Ω 60.25 Ω ** 62.50 Ω * 70 Ω 80 Ω 84.27 Ω ** 90 Ω 92.16 Ω ** 100 Ω
 103.90 Ω ** 107.79 Ω ** 109.73 Ω ** 111.67 Ω ** 115.54 Ω ** 119.40 Ω ** 120.00 Ω 123.24 Ω ** 125.00 Ω **
 127.07 Ω ** 130.89 Ω ** 134.70 Ω ** 138.50 Ω 150.00 Ω * 157.31 Ω ** 175.84 Ω ** 180.00 Ω * 194.07 Ω **
 200.00 Ω 212.02 Ω ** 220.00 Ω * 229.67 Ω ** 247.04 Ω ** 250 Ω 270 Ω * 300 Ω 330 Ω * 350 Ω 390 Ω * 400 Ω
 470 Ω * 500 Ω 560 Ω * 600 Ω 680 Ω * 700 Ω 800 Ω 820 Ω * 900 Ω 1.0K 1.2K* 1.5K 1.8K* 2.0K 2.2K* 2.5K 2.7K*
 3.0K 3.3K* 3.9K* 4.0K 4.7K* 5.0K 5.6K* 6.0K 6.8K 7.0K* 8.0K 8.2K* 9.0K 9.9K 10.0K 12.0K 15.0K* 18.0K*
 20.0K 22.0K* 25.0K 27K* 30K 33K* 39K 40K 47K* 50K 56K* 60K 68K* 70K 80K 82K* 90K 99K 100K
 160K* 180K 200K 250K 300K 320K* 400K 500K 990K 1M

DIMENSIONS



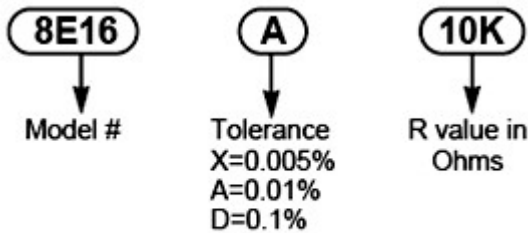
DERATING CURVES



Note : If power ratings are exceeded, resistors may not remain within specified accuracy.

* Values above 700KΩ only

ORDERING PROCEDURE EXAMPLE



* Matched pairs and ratio matched resistors are available against specific enquiries.