


GR102 PRECISION WIRE WOUND RESISTORS



These components are miniature precision wire wound resistors in a compact, rectangular, space saving shape. Specifically designed for PC board mounting they have radial leads and are enclosed in a molded epoxy case giving the exact uniformity of size required for high density PC board assembly. Each resistor undergoes multiple complete tests during manufacture including an accelerated ageing and thermal shock procedure.

+/-3ppm/C and 0.01%

GENERAL SPECIFICATIONS

Model	Power rating [W]	Max. Voltage [V]	Resistance Range	Tolerance [25C]
GR102A	0.3 (+85C)	150V DC or AC peak	10Ω to 250KΩ	+/-0.01%
GR102D				+/-0.1%

CHARACTERISTICS

Values in [] mean change in ohmic value after test

Temp. Coefficient	+/-3ppm/C typical over 0C to +85C , +/-5ppm/C max. over -55C to +125C
No Load Stability	+/-25ppm/10,000 hrs, +/-35ppm/26,000 hrs. (over full temperature range:-55C to+125C)
Full Load Stability	+/-35ppm/10,000 hrs, +/-50ppm/26,000 hrs.
Thermal EMF	<0.4uV/C typical.
Noise	Essentially non-measurable
Encapsulation	Molded epoxy
Leads	22 AWG tinned copper

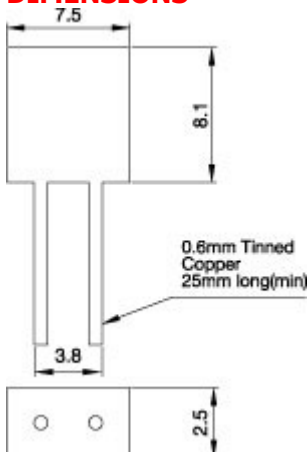
STANDARD VALUES

Note:

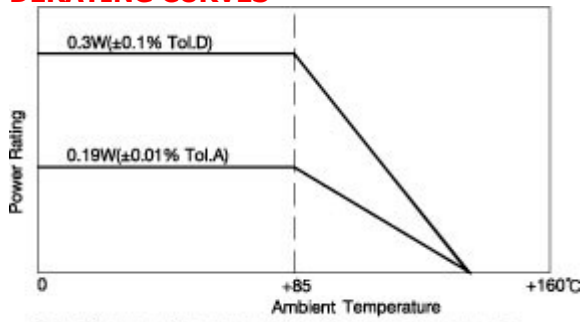
-Any non-listed value from 10Ω to 250KΩ available to order

10Ω, 20Ω, 30Ω, 40Ω, 50Ω, 60Ω, 70Ω, 80Ω, 90Ω, 100Ω, 120Ω, 200Ω, 250Ω, 300Ω, 350Ω, 400Ω,
 500Ω, 600Ω, 700Ω, 800Ω, 900Ω, 1.0KΩ, 1.5KΩ, 2.0KΩ, 2.5KΩ, 3.0KΩ, 4.0KΩ, 5.0KΩ, 6.0KΩ, 7.0KΩ,
 8.0KΩ, 9.0KΩ, 10KΩ, 20KΩ, 25KΩ, 30KΩ, 40KΩ, 50KΩ, 60KΩ, 70KΩ, 80KΩ, 90KΩ, 100KΩ, 250KΩ

DIMENSIONS

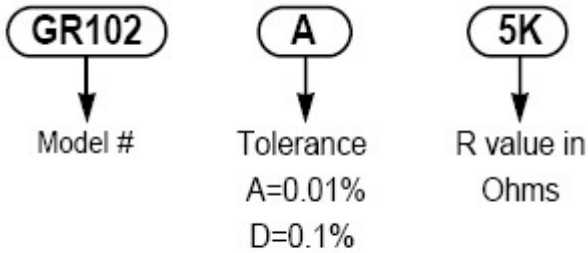


DERATING CURVES



Note : If power ratings are exceeded, resistors may not remain within specified accuracy.

ORDERING PROCEDURE EXAMPLE



* Any value from 1Ω to 250K available to order.