

SPT SUB-MINIATURE FUSE SMART PROTECTOR TIME LAG TYPE



SPT sub-miniature fuses are extremely small and an excellent choice to accommodate PCB space requirements. Available in 1 to 4 amps. Built according to IEC 60127-3/4. Has several approvals including: VDE, CCC, cUL, SEMKO, PSE and EK. Interrupting rating of 35A or 10X rated current, whichever is greater.

GENERAL SPECIFICATIONS

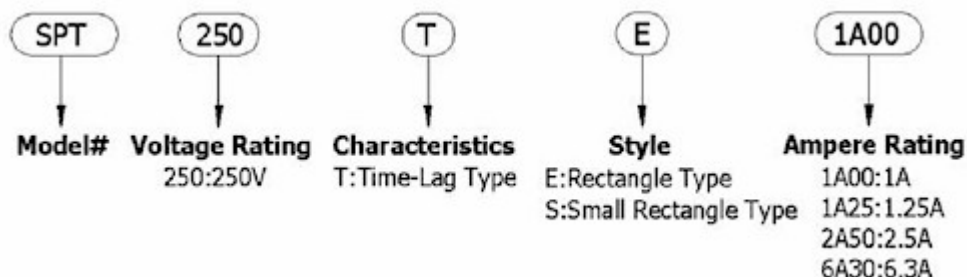
Model	Ampere Rating(A)	Voltage Rating(V)	Nominal Resistance Cold Ohms(Ω)	Nominal Melting I2t (A2s)
SPT 1A00	1	250	0.073	9.7
SPT 1A25	1.25		0.051	12.3
SPT 1A60	1.6		0.041	17.8
SPT 2A00	2		0.031	33.0
SPT 2A50	2.5		0.023	47.0
SPT 3A15	3.15		0.017	62.5
SPT 4A00	4		0.013	102.0
SPT 5A00	5		0.010	163.0
SPT 6A30	6.3		0.007	235.0

CHARACTERISTICS

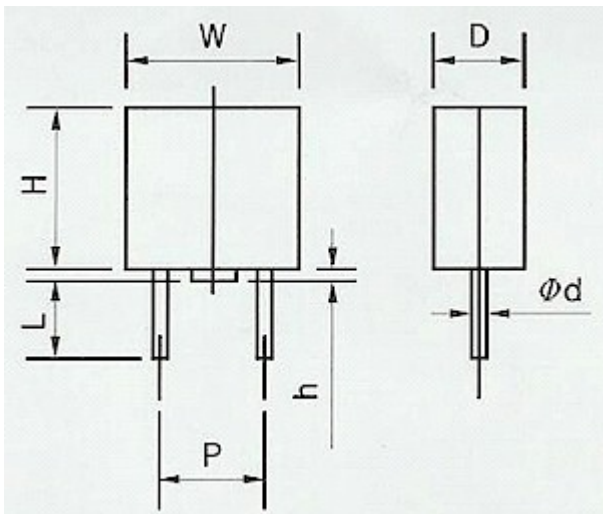
Values in [] mean change in Ω after test

Voltage drop	Max. Voltage drop(mV)		
	1A	140	
	1.25A	130	
	1.6A	120	
	2A	100	
	2.4A	100	
	3.15A	100	
	4A	100	
	5A	100	
6.3A	90		
Endurance	The voltage drop increase Shall be less than 10% of the Value before the test.	S100 cycles of rated current (DC) carry for 1hr, then switch off for 15min. Followed by 1hr at 1.5 In. f.	
Test at an elevated Temperature 70C	Not operate	A current of 1.0 In shall be passed through the fuse-links or 1hr	
Insulation	0.1M Ω min. measured by 500V dc insulation tester	After overload test or Breaking Capacity test	

ORDERING PROCEDURE EXAMPLE

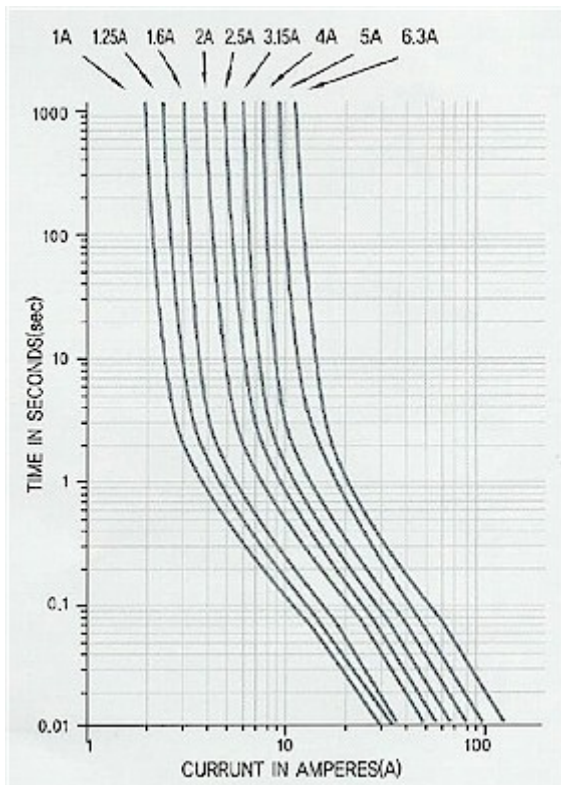


DIMENSIONS



Model	Dimension(mm)						
	L±1.0	H±0.2	L±3.0	P±0.05	Min h	D±0.2	Φd±0.03
SPT TE	8.4	7.9	4.3	5.05	0.5	4.3	0.02
SPT TS		6.5					

AVERAGE TIME CURRENT CURVE AND AMPERE RATING



% of Ampere Rating	Opening Time
210%	2minutes, Maximum
275%	0.4sec min : 10seconds Maximum
400%	0.15sec min : 3seconds Maximum
1000%	0.02sec min : 0.15seconds Maximum